



On these pages, we feature a selection of the excellent work that has recently been published in our sister journals. If you are reading these pages on a

computer, click on any of the items to read the full article. Otherwise please see the DOIs for easy online access through Wiley InterScience.

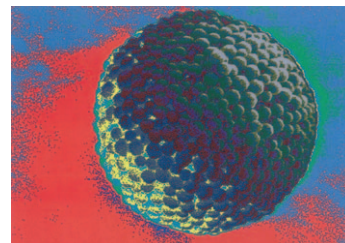


Liquid Chromatography

K. K. Unger,* R. Ditz, E. Machtejevas, R. Skudas

Liquid Chromatography—Its Development and Key Role in Life Science Applications

For large and small molecules: Liquid chromatography is one of the most versatile technologies in the life sciences. It can be used for femtomol level analytics as well as for the ton-scale purification of drugs, and it offers a solution to abundance problems in the investigation and purification of biological systems. The picture shows a porous microparticle for liquid chromatography made by controlled agglomeration of nonporous nanoparticles.



Angew. Chem. Int. Ed.
DOI: [10.1002/anie.200906976](https://doi.org/10.1002/anie.200906976)

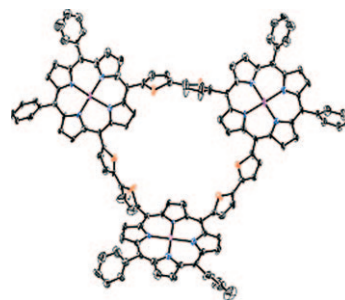


Multiporphyrin Arrays


K. Osawa, J. Song, K. Furukawa, H. Shinokubo,* N. Aratani,* A. Osuka*

Bithiophene–Porphyrin Hybrid Nanorings

Meso-to-meso bithiophene-bridged cyclic porphyrin 3-mer, 4-mer, and 5-mer were prepared by one-pot Suzuki–Miyaura coupling reaction. The UV/Vis absorption spectra of the protonated bithiophene–porphyrin hybrid rings indicate the strong intramolecular electronic interactions between porphyrin and bithiophene units. Furthermore, Zn^{II} complexes (see picture for example: Zn pink, N blue, S orange) were shown to serve as multicharge storage systems.



Chem. Asian J.
DOI: [10.1002/asia.200900619](https://doi.org/10.1002/asia.200900619)

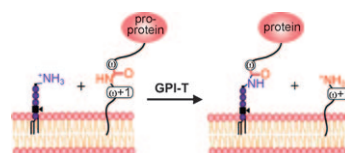


Membrane Proteins

Y. Varma, T. Hendrickson*

Methods to Study GPI Anchoring of Proteins

Dropping anchor: Glycosylphosphatidylinositol (GPI) membrane-anchored proteins noncovalently associate with the plasma membrane and can have an impact on oncogenesis and some infectious diseases. The GPI anchor biosynthetic machinery and GPI-T, the transamidase that attaches them to proteins, are complicated, membrane-associated enzymes that are only beginning to be understood.



ChemBioChem
DOI: [10.1002/cbic.200900704](https://doi.org/10.1002/cbic.200900704)



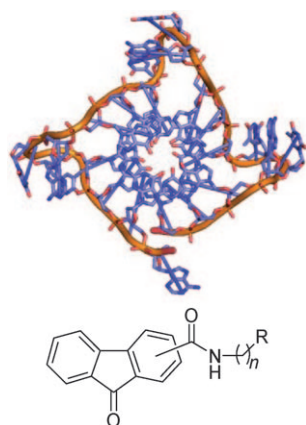
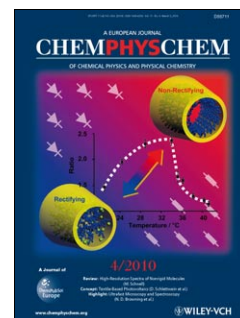
ChemPhysChem
DOI: 10.1002/cphc.200900688

Liquid Mirrors

A. M. Ritcey,* E. Borra

Magnetically Deformable Liquid Mirrors from Surface Films of Silver Nanoparticles

A unique optical element: A magnetically deformable mirror composed of a reflective monolayer of silver nanoparticles deposited at the surface of a ferrofluid is presented (see picture). Recent advances in the optimization of the chemical components of the mirror to achieve better reflectivity, deformability and long-term stability are described. The mirror has clearly passed the proof-of-concept stage, but challenges still remain.



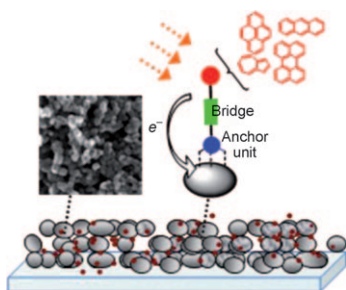
ChemMedChem
DOI: 10.1002/cmdc.200900541

Drug Design

S. Alcaro,* A. Artese, J. N. Iley, S. Missailidis, F. Ortuso, L. Parrotta, R. Pasceri, F. Paduano, C. Sissi, F. Trapasso, M. G. Vigorita

Rational Design, Synthesis, Biophysical and Antiproliferative Evaluation of Fluorenone Derivatives with DNA G-Quadruplex Binding Properties

The chemical modification of fluorenone derivatives with morpholino side chains led to the rational design of ligands selective for the human telomeric DNA repeat sequence d[AG₃(T₂AG₃)₃]. Results of theoretical, biophysical, and in vitro experiments highlight two lead compounds for the development of a more potent and selective generation of G-quadruplex binders.



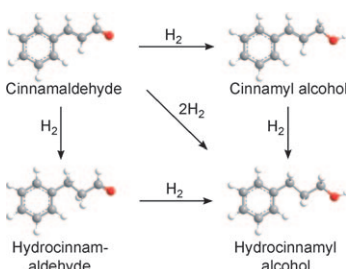

ChemSusChem
DOI: 10.1002/cssc.200900233

Solar Cells

Y. Zhang, E. Galoppini*

Organic Polyaromatic Hydrocarbons as Sensitizing Model Dyes for Semiconductor Nanoparticles

Live and Let Dye: This Review describes how model sensitizers prepared from organic polyaromatic hydrocarbons, particularly anchor–bridge–dye models, are used to elucidate fundamental aspects of heterogeneous charge transfer at the surface of a semiconductor for the development of dye-sensitized solar cells.




ChemCatChem
DOI: 10.1002/cctc.200900230

Supported Catalysts

B. F. Machado, H. T. Gomes, P. Serp, P. Kalck, J. L. Faria*

Liquid-Phase Hydrogenation of Unsaturated Aldehydes: Enhancing Selectivity of Multiwalled Carbon Nanotube-Supported Catalysts by Thermal Activation

Surface-enhanced selectivity: Highly selective hydrogenation of cinnamaldehyde to cinnamyl alcohol, catalyzed by Pt and Ir supported on multiwalled carbon nanotubes, is achieved after a high temperature thermal treatment of the catalyst. Surface chemistry of the support, rather than the metal particle size, is the key factor.



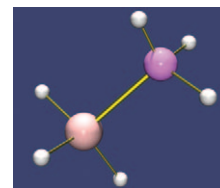


Ammonia Borane

N. C. Smythe,* J. C. Gordon*

Ammonia Borane as a Hydrogen Carrier: Dehydrogenation and Regeneration

Ammonia borane (NH_3BH_3) is a potential hydrogen carrier for transportation applications. This Microreview focuses on recent results pertaining to its transition-metal-catalyzed dehydrogenation and the regeneration of ammonia borane “spent fuels”.



Eur. J. Inorg. Chem.
DOI: [10.1002/ejic.200900932](https://doi.org/10.1002/ejic.200900932)

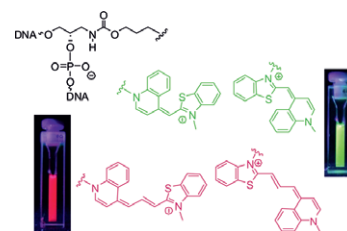


DNA Fluorescence

C. Holzhauser, S. Berndt, F. Menacher, M. Breunig, A. Göpferich, H.-A. Wagenknecht*

Synthesis and Optical Properties of Cyanine Dyes as Fluorescent DNA Base Substitutions for Live Cell Imaging

The optical properties of **TO** and **TO3** were studied in different DNA base environments and with different opposite bases. Both dyes as fluorescent DNA base substitutions show a brightness that is sufficient for bioanalytic and imaging applications. They can be combined to a FRET pair.



Eur. J. Org. Chem.
DOI: [10.1002/ejoc.200901423](https://doi.org/10.1002/ejoc.200901423)

New Journal

Heterogeneous, Homogeneous and BioCatalysis

www.chemcatchem.org

FREE ONLINE ACCESS

In 2010 for all users from institutions that have registered

Ask your librarian to register for complimentary online access TODAY

www.interscience.wiley.com/newjournals

A journal of

A journal of

Founding Societies: